

Colours and Art: Picture Rallye in the “Neue Pinakothek” in Munich

Brief Description

Chose about 6 pictures of an exhibition in a museum. The number of the pictures depends on the number of learners and on how long the lesson lasts. Go either to the museum if possible or to the Internet page of the museum. To help the learners to find the pictures more easily, the name of the artist is written under each picture.

All competences (vocabulary training, speaking, listening to other and cooperative learning) can be improved due to the variety of possible exercises.

Different approaches are possible. Here are some of them.

Note: This exercise can be made from everywhere as the pictures of the “Neue Pinakothek” are online under <http://www.pinakothek.de/neue-pinakothek/die-sammlung/rundgang>. When you click on a room, you can see the pictures that are presented there.

Materials

Suggestion 1: Cards with the different snippets of photos of paintings.

Suggestion 2: List of colours

Suggestion 3: List of adjectives and substantives about feelings and coloured cards

VISUALISATION

Grundtvig-Learning Partnership:

Suggestion 1: Pair work

Tell the learners that they have to find out which paintings the snippets were taken from. Then ask them to write the name of some painters that they know. What can they tell about these painters? Are they able to say where the painters come from? Are these all Europeans?

E.g. I know Picasso. He was from Spain. He is a modern painter.

Suggestion 2:

Learners chose one picture they like or dislike and write a list of the colours they are able to name. To help them the tutor can distribute the list below. The names of the colours are pinned on a wall/flipchart and ordered according to the colour hues. Learners should then talk about their colour preferences.

Suggestion 3:

Talking about feelings. Distribute cards with substantives and adjectives related to feelings. Lay colour cards on a large table or on the floor. Ask the learners to put their feeling cards on the colour they relate to each feeling.

When all cards have been used, learners explain their choice.


Additional task:

1. Learners write a story related to a colour.
2. Learners tell something they vividly remember related to a specific colour.

VISUALISATION

Grundtvig-Learning Partnership:


Pic 1 - P. Cézanne



Pic 2 – T. Lawrence



Pic 3 - J. H. Koch



Pic 4 - Leo von Klenze




Pic 5 - KH. Stieler



Pic 6 - A. Feuerbach



Pic 7 – C. Monet



Pic 8 - P. Gauguin



Pic 9 – V. van Gogh



Pic 10 - L. Corinth



<http://www.pinakothek.de/neue-pinakothek/die-sammlung/rundgang>

VISUALISATION

Grundtvig-Learning Partnership:

Color names (vocabulary) Extract from the color table for fonts (<http://home.claranet.de/farbe/farben-mit-namen.htm> und <http://de.wikipedia.org/wiki/RAL-Farbe>) http://en.wikipedia.org/wiki/List_of_colors

<p>Grey: light-dark, mouse gray, silver gray, slate gray, iron gray, basalt gray, concrete gray, anthracite gray, quartz gray</p>	<p>Black: Jet black, graphite black. Tar black, night black, charcoal black, Black olive</p>	<p>White: Pure white, snow white, pearl white, ivory, ghost white, honey white, seashell white, antique white, wheat white</p>	<p>Brown: light-dark, Siena, cocoa, terracotta, chestnut, walnut, chocolate, mud brown, fawn, copper brown, mahogany</p>	<p>Yellow: light and dark corn yellow, sun yellow, lime, lemon yellow, gold, goldenrod, bright yellow daffodils yellow, sulfur yellow, curry yellow, melon yellow beige, earth, moccasins, ocher, sand yellow, saffron</p>	<p>Your favorite colors:</p>
<p>Orange: Peach, Orangerot, pastel orange, traffic orange, blood orange, bright orange</p>	<p>Red: light to dark purple, carmine red, coral, firebrick, tomato red, flame red, raspberry, burgundy, brick red</p>	<p>Purple, lavender, lilac, plum, indigo, magenta, Heather Pink, pink, fuchsia, pink, salmon pink, orchid, pink pop</p>	<p>Blue: light-dark navy blue, sky blue, ultramarine blue, royal blue, Prussian blue, Kolbaltblau, Capri blue, sapphire blue, dusty blue, turquoise, azure, blue lagoon,</p>	<p>Green: dark and bright apple green, bottle green, olive green, grass green, khaki, green sea. Forest green, emerald green, pea green, pure green, traffic green, mint green</p>	<p>The colors that you do not like:</p>

VISUALISATION

Grundtvig-Learning Partnership:

Colours and Feelings

Nouns

Optimism	Enthusiasm	Harmony
Tolerance	Hoppe	Grief
Peace	Confidence	Creativity
Power	Brave	Cleanliness
Relaxation	Anxiety	Melancholy
Purity	Passion	Depression

Adjectives

cheerfull	sociable	warmhearted
still	healing	reassuring
cozy	dominant	relaxing
friendly	warm	misterious
cold	aggressive	enchanted
light	strange	balancing
intrusive	gloomy	magical
fragile	soft	oppressive
bewildering	restless	flattering